

PharmLabs San Diego Certificate of Analysis

3421 Hancock St, Second Floor, San Diego, CA 92110 | License: C8-000098-LIC
 ISO/IEC 17025:2017 Acc. L17-427-1 #85368



Sample **Sili THC 15mg D9 Strawnana 12924SIL1001G2**

Sample ID	SD240201-086 (90487)	Matrix	Edible (Other Cannabis Good)
Tested for	Lifted Made		
Sampled	-	Received	Feb 01, 2024
Analyses executed	CAN+	Unit Mass (g)	25.437
		Num. of Servings	5
		Reported	Feb 05, 2024
		Serving Size (g)	5.09

CAN+ - Cannabinoids Analysis

Analyzed Feb 05, 2024 | Instrument HPLC-VWD | Method SOP-001
 The expanded Uncertainty of the Cannabinoid analysis is approximately $\pm 8.06\%$ at the 95% Confidence Level

Analyte	LOD mg/g	LOQ mg/g	Result %	Result mg/g	Result mg/Serving	Result mg/Unit
Cannabidiol (CBD)	0.039	0.16	ND	ND	ND	ND
Cannabidiol Acid (CBDA)	0.001	0.16	ND	ND	ND	ND
Cannabigerol Acid (CBGA)	0.001	0.16	ND	ND	ND	ND
Cannabigerol (CBG)	0.001	0.16	ND	ND	ND	ND
Cannabidiol (CBD)	0.001	0.16	ND	ND	ND	ND
Tetrahydrocannabinol (THCV)	0.001	0.16	ND	ND	ND	ND
Cannabinol (CBN)	0.001	0.16	ND	ND	ND	ND
Tetrahydrocannabinol (Δ^9 -THC)	0.003	0.16	0.29	2.94	14.96	74.78
Δ^8 -tetrahydrocannabinol (Δ^8 -THC)	0.004	0.16	ND	ND	ND	ND
Cannabicyclol (CBL)	0.002	0.16	ND	ND	ND	ND
Cannabichromene (CBC)	0.002	0.16	ND	ND	ND	ND
Tetrahydrocannabinolic Acid (THCA)	0.001	0.16	ND	ND	ND	ND
Total THC (THCa * 0.877 + Δ^9THC)			0.29	2.94	14.96	74.78
Total THC + Δ^8THC (THCa * 0.877 + Δ^9THC + Δ^8THC)			0.29	2.94	14.96	74.78
Total CBD (CBDa * 0.877 + CBD)			ND	ND	ND	ND
Total CBG (CBGa * 0.877 + CBG)			ND	ND	ND	ND
Total Cannabinoids Analyzed			0.29	2.94	14.96	74.78

UI Unidentified
 ND Not Detected
 N/A Not Applicable
 NT Not Reported
 LOD Limit of Detection
 LOQ Limit of Quantification
 <LOQ Detected
 >ULOL Above upper limit of linearity
 CFU/g Colony Forming Units per 1 gram
 TNTC Too Numerous to Count



Scan the QR code to verify authenticity.

Authorized Signature

Brandon Starr

Brandon Starr, Lab Manager
 Mon, 05 Feb 2024 16:46:42 -0800

PharmLabs San Diego | 3421 Hancock St, Second Floor, San Diego, CA 92110 | 619.356.0898 | ISO/IEC 17025:2017 Acc. L17-427-1

*This report shall not be reproduced except in full, without the written approval of the lab. This report is for informational purposes only and should not be used to diagnose, treat or prevent any disease. Results are only for samples and batches indicated. Results are reported on an "as received" basis, unless indicated otherwise. When a Pass/Fail status is reported, that status is intended to be in accordance with federal, state and local laws which are required for the customer to be in compliance. The measurement of uncertainty is not included in the Pass/Fail evaluation unless explicitly required by federal, state or local laws and has been reported on the certificate of analysis. Measurement of uncertainty is available upon request.



PharmLabs San Diego Certificate of Analysis

3421 Hancock St, Second Floor, San Diego, CA 92110 | License: C8-000098-LIC
 ISO/IEC 17025:2017 Acc. L17-427-1 #85368



Sample **Sili THC 15mg D9 Mango Mistress 13024SIL1001G2**


Sample ID	SD240201-087 (90488)	Matrix	Edible (Other Cannabis Good)
Tested for	Lifted Made	Reported	Feb 05, 2024
Sampled	-	Received	Feb 01, 2024
Analyses executed	CAN+	Unit Mass (g)	25.627
		Num. of Servings	5
		Serving Size (g)	5.13

CAN+ - Cannabinoids Analysis

Analyzed Feb 05, 2024 | Instrument HPLC-VWD | Method SOP-001
 The expanded Uncertainty of the Cannabinoid analysis is approximately $\pm 8.06\%$ at the 95% Confidence Level

Analyte	LOD mg/g	LOQ mg/g	Result %	Result mg/g	Result mg/Serving	Result mg/Unit
Cannabidiol (CBD)	0.039	0.16	ND	ND	ND	ND
Cannabidiol Acid (CBDA)	0.001	0.16	ND	ND	ND	ND
Cannabigerol Acid (CBGA)	0.001	0.16	ND	ND	ND	ND
Cannabigerol (CBG)	0.001	0.16	ND	ND	ND	ND
Cannabidiol (CBD)	0.001	0.16	ND	ND	ND	ND
Tetrahydrocannabinol (THCV)	0.001	0.16	ND	ND	ND	ND
Cannabinol (CBN)	0.001	0.16	ND	ND	ND	ND
Tetrahydrocannabinol (Δ^9 -THC)	0.003	0.16	0.29	2.94	15.08	75.34
Δ^8 -tetrahydrocannabinol (Δ^8 -THC)	0.004	0.16	ND	ND	ND	ND
Cannabicyclol (CBL)	0.002	0.16	ND	ND	ND	ND
Cannabichromene (CBC)	0.002	0.16	ND	ND	ND	ND
Tetrahydrocannabinolic Acid (THCA)	0.001	0.16	ND	ND	ND	ND
Total THC (THCa * 0.877 + Δ^9THC)			0.29	2.94	15.08	75.34
Total THC + Δ^8THC (THCa * 0.877 + Δ^9THC + Δ^8THC)			0.29	2.94	15.08	75.34
Total CBD (CBDa * 0.877 + CBD)			ND	ND	ND	ND
Total CBG (CBGa * 0.877 + CBG)			ND	ND	ND	ND
Total Cannabinoids Analyzed			0.29	2.94	15.08	75.34

UI Unidentified
 ND Not Detected
 N/A Not Applicable
 NT Not Reported
 LOD Limit of Detection
 LOQ Limit of Quantification
 <LOQ Detected
 >ULOL Above upper limit of linearity
 CFU/g Colony Forming Units per 1 gram
 TNTC Too Numerous to Count



Scan the QR code to verify authenticity.

Authorized Signature

Brandon Starr

Brandon Starr, Lab Manager
 Mon, 05 Feb 2024 16:47:26 -0800

PharmLabs San Diego | 3421 Hancock St, Second Floor, San Diego, CA 92110 | 619.356.0898 | ISO/IEC 17025:2017 Acc. L17-427-1



*This report shall not be reproduced except in full, without the written approval of the lab. This report is for informational purposes only and should not be used to diagnose, treat or prevent any disease. Results are only for samples and batches indicated. Results are reported on an "as received" basis, unless indicated otherwise. When a Pass/Fail status is reported, that status is intended to be in accordance with federal, state and local laws which are required for the customer to be in compliance. The measurement of uncertainty is not included in the Pass/Fail evaluation unless explicitly required by federal, state or local laws and has been reported on the certificate of analysis. Measurement of uncertainty is available upon request.

PharmLabs San Diego Certificate of Analysis

3421 Hancock St, Second Floor, San Diego, CA 92110 | License: C8-000098-LIC
 ISO/IEC 17025:2017 Acc. L17-427-1 #85368



Sample **Sili THC 15mg D9 Blue Razz Lemon Lime 013024SIL1002G2**


Sample ID	SD240205-049 (90624)	Matrix	Edible (Other Cannabis Good)
Tested for	Lifted Made		
Sampled	-	Received	Feb 05, 2024
Analyses executed	CAN+	Unit Mass (g)	24.483
		Num. of Servings	5
		Reported	Feb 06, 2024
		Serving Size (g)	4.9

CAN+ - Cannabinoids Analysis

Analyzed Feb 06, 2024 | Instrument HPLC-VWD | Method SOP-001
 The expanded Uncertainty of the Cannabinoid analysis is approximately $\pm 8.06\%$ at the 95% Confidence Level

Analyte	LOD mg/g	LOQ mg/g	Result %	Result mg/g	Result mg/Serving	Result mg/Unit
Cannabidiol (CBD)	0.039	0.16	ND	ND	ND	ND
Cannabidiol Acid (CBDA)	0.001	0.16	ND	ND	ND	ND
Cannabigerol Acid (CBGA)	0.001	0.16	ND	ND	ND	ND
Cannabigerol (CBG)	0.001	0.16	ND	ND	ND	ND
Cannabidiol (CBD)	0.001	0.16	ND	ND	ND	ND
Tetrahydrocannabinol (THCV)	0.001	0.16	ND	ND	ND	ND
Cannabinol (CBN)	0.001	0.16	ND	ND	ND	ND
Tetrahydrocannabinol (Δ^9 -THC)	0.003	0.16	0.30	3.03	14.85	74.18
Δ^8 -tetrahydrocannabinol (Δ^8 -THC)	0.004	0.16	ND	ND	ND	ND
Cannabicyclol (CBL)	0.002	0.16	ND	ND	ND	ND
Cannabichromene (CBC)	0.002	0.16	ND	ND	ND	ND
Tetrahydrocannabinolic Acid (THCA)	0.001	0.16	ND	ND	ND	ND
Total THC (THCa * 0.877 + Δ^9THC)			0.30	3.03	14.85	74.18
Total THC + Δ^8THC (THCa * 0.877 + Δ^9THC + Δ^8THC)			0.30	3.03	14.85	74.18
Total CBD (CBDa * 0.877 + CBD)			ND	ND	ND	ND
Total CBG (CBGa * 0.877 + CBG)			ND	ND	ND	ND
Total Cannabinoids Analyzed			0.30	3.03	14.85	74.18

UJ Unidentified
 ND Not Detected
 N/A Not Applicable
 NT Not Reported
 LOD Limit of Detection
 LOQ Limit of Quantification
 <LOQ Detected
 >ULOL Above upper limit of linearity
 CFU/g Colony Forming Units per 1 gram
 TNTC Too Numerous to Count



Scan the QR code to verify authenticity.

Authorized Signature

Brandon Starr

Brandon Starr, Lab Manager
 Tue, 06 Feb 2024 12:26:40 -0800

PharmLabs San Diego | 3421 Hancock St, Second Floor, San Diego, CA 92110 | 619.356.0898 | ISO/IEC 17025:2017 Acc. L17-427-1



*This report shall not be reproduced except in full, without the written approval of the lab. This report is for informational purposes only and should not be used to diagnose, treat or prevent any disease. Results are only for samples and batches indicated. Results are reported on an "as received" basis, unless indicated otherwise. When a Pass/Fail status is reported, that status is intended to be in accordance with federal, state and local laws which are required for the customer to be in compliance. The measurement of uncertainty is not included in the Pass/Fail evaluation unless explicitly required by federal, state or local laws and has been reported on the certificate of analysis. Measurement of uncertainty is available upon request.

PharmLabs San Diego Certificate of Analysis

3421 Hancock St, Second Floor, San Diego, CA 92110 | License: C8-000098-LIC
ISO/IEC 17025:2017 Acc. L17-427-1 #85368



Sample **Sili THC 15mg D9 Tropical Blast 013124SIL1001G2**


Sample ID	SD240205-050 (90625)	Matrix	Edible (Other Cannabis Good)
Tested for	Lifted Made		
Sampled	-	Received	Feb 05, 2024
Analyses executed	CAN+	Unit Mass (g)	25.437
		Num. of Servings	5
		Reported	Feb 06, 2024
		Serving Size (g)	5.09

CAN+ - Cannabinoids Analysis

Analyzed Feb 06, 2024 | Instrument HPLC-VWD | Method SOP-001
The expanded Uncertainty of the Cannabinoid analysis is approximately $\pm 8.06\%$ at the 95% Confidence Level

Analyte	LOD mg/g	LOQ mg/g	Result %	Result mg/g	Result mg/Serving	Result mg/Unit
Cannabidiol (CBD)	0.039	0.16	ND	ND	ND	ND
Cannabidiol Acid (CBDA)	0.001	0.16	ND	ND	ND	ND
Cannabigerol Acid (CBGA)	0.001	0.16	ND	ND	ND	ND
Cannabigerol (CBG)	0.001	0.16	ND	ND	ND	ND
Cannabidiol (CBD)	0.001	0.16	ND	ND	ND	ND
Tetrahydrocannabinol (THCV)	0.001	0.16	ND	ND	ND	ND
Cannabinol (CBN)	0.001	0.16	ND	ND	ND	ND
Tetrahydrocannabinol (Δ^9 -THC)	0.003	0.16	0.30	3.03	15.42	77.07
Δ^8 -tetrahydrocannabinol (Δ^8 -THC)	0.004	0.16	ND	ND	ND	ND
Cannabicyclol (CBL)	0.002	0.16	ND	ND	ND	ND
Cannabichromene (CBC)	0.002	0.16	ND	ND	ND	ND
Tetrahydrocannabinolic Acid (THCA)	0.001	0.16	ND	ND	ND	ND
Total THC (THCa * 0.877 + Δ^9THC)			0.30	3.03	15.42	77.07
Total THC + Δ^8THC (THCa * 0.877 + Δ^9THC + Δ^8THC)			0.30	3.03	15.42	77.07
Total CBD (CBDa * 0.877 + CBD)			ND	ND	ND	ND
Total CBG (CBGa * 0.877 + CBG)			ND	ND	ND	ND
Total Cannabinoids Analyzed			0.30	3.03	15.42	77.07

UJ Unidentified
ND Not Detected
N/A Not Applicable
NT Not Reported
LOD Limit of Detection
LOQ Limit of Quantification
<LOQ Detected
>ULOL Above upper limit of linearity
CFU/g Colony Forming Units per 1 gram
TNTC Too Numerous to Count



Scan the QR code to verify authenticity.

Authorized Signature

Brandon Starr

Brandon Starr, Lab Manager
Tue, 06 Feb 2024 12:26:40 -0800

PharmLabs San Diego | 3421 Hancock St, Second Floor, San Diego, CA 92110 | 619.356.0898 | ISO/IEC 17025:2017 Acc. L17-427-1



*This report shall not be reproduced except in full, without the written approval of the lab. This report is for informational purposes only and should not be used to diagnose, treat or prevent any disease. Results are only for samples and batches indicated. Results are reported on an "as received" basis, unless indicated otherwise. When a Pass/Fail status is reported, that status is intended to be in accordance with federal, state and local laws which are required for the customer to be in compliance. The measurement of uncertainty is not included in the Pass/Fail evaluation unless explicitly required by federal, state or local laws and has been reported on the certificate of analysis. Measurement of uncertainty is available upon request.

PharmLabs San Diego Certificate of Analysis

3421 Hancock St, Second Floor, San Diego, CA 92110 | License: C8-000098-LIC
 ISO/IEC 17025:2017 Acc. L17-427-1 #85368



Sample **Sili THC 15mg D9 Cherry Cola 013124SIL1002G2**

Sample ID	SD240205-051 (90626)	Matrix	Edible (Other Cannabis Good)
Tested for	Lifted Made	Reported	Feb 07, 2024
Sampled	-	Received	Feb 05, 2024
Analyses executed	CAN+	Unit Mass (g)	25.072
		Num. of Servings	5
		Serving Size (g)	5.01

CAN+ - Cannabinoids Analysis

Analyzed Feb 06, 2024 | Instrument HPLC-VWD | Method SOP-001
 The expanded Uncertainty of the Cannabinoid analysis is approximately $\pm 8.06\%$ at the 95% Confidence Level

Analyte	LOD mg/g	LOQ mg/g	Result %	Result mg/g	Result mg/Serving	Result mg/Unit
Cannabidiol (CBD)	0.039	0.16	ND	ND	ND	ND
Cannabidiol Acid (CBDA)	0.001	0.16	ND	ND	ND	ND
Cannabigerol Acid (CBGA)	0.001	0.16	ND	ND	ND	ND
Cannabigerol (CBG)	0.001	0.16	ND	ND	ND	ND
Cannabidiol (CBD)	0.001	0.16	ND	ND	ND	ND
Tetrahydrocannabinol (THCV)	0.001	0.16	ND	ND	ND	ND
Cannabinol (CBN)	0.001	0.16	ND	ND	ND	ND
Tetrahydrocannabinol (Δ^9 -THC)	0.003	0.16	0.30	3.03	15.18	75.97
Δ^8 -tetrahydrocannabinol (Δ^8 -THC)	0.004	0.16	ND	ND	ND	ND
Cannabicyclol (CBL)	0.002	0.16	ND	ND	ND	ND
Cannabichromene (CBC)	0.002	0.16	ND	ND	ND	ND
Tetrahydrocannabinolic Acid (THCA)	0.001	0.16	ND	ND	ND	ND
Total THC (THCa * 0.877 + Δ^9THC)			0.30	3.03	15.18	75.97
Total THC + Δ^8THC (THCa * 0.877 + Δ^9THC + Δ^8THC)			0.30	3.03	15.18	75.97
Total CBD (CBDa * 0.877 + CBD)			ND	ND	ND	ND
Total CBG (CBGa * 0.877 + CBG)			ND	ND	ND	ND
Total Cannabinoids Analyzed			0.30	3.03	15.18	75.97

UJ Unidentified
 ND Not Detected
 N/A Not Applicable
 NT Not Reported
 LOD Limit of Detection
 LOQ Limit of Quantification
 <LOQ Detected
 >ULOL Above upper limit of linearity
 CFU/g Colony Forming Units per 1 gram
 TNTC Too Numerous to Count



Scan the QR code to verify authenticity.

Authorized Signature

Brandon Starr

Brandon Starr, Lab Manager
 Wed, 07 Feb 2024 15:14:32 -0800

PharmLabs San Diego | 3421 Hancock St, Second Floor, San Diego, CA 92110 | 619.356.0898 | ISO/IEC 17025:2017 Acc. L17-427-1

*This report shall not be reproduced except in full, without the written approval of the lab. This report is for informational purposes only and should not be used to diagnose, treat or prevent any disease. Results are only for samples and batches indicated. Results are reported on an "as received" basis, unless indicated otherwise. When a Pass/Fail status is reported, that status is intended to be in accordance with federal, state and local laws which are required for the customer to be in compliance. The measurement of uncertainty is not included in the Pass/Fail evaluation unless explicitly required by federal, state or local laws and has been reported on the certificate of analysis. Measurement of uncertainty is available upon request.

